

Technical Bulletin

Model
All

Group
6

Subject: Noise When Turning Steering Wheel

Part Identifier
6866

Number
9205

ATTENTION: Service Manager/Service Technician

Models Affected: *All 4, 6 and 8 cylinder vehicles with air bag (M562) option.*

Concern: Scraping or squeaking noise from steering wheel or switch assembly.

General Information: If noise is heard from the steering column area, it may be caused by a combination switch assembly that is not adjusted properly or by a machining burr on the base of the splined shaft of the steering column.

Repair Information: **Step 1:** Note radio security code and station presets, then disconnect the battery.

NOTE: To avoid setting an air bag fault for ignition pill #1, **DO NOT** turn the ignition key to the "on" position while the steering wheel air bag is removed.

Step 2: Make sure steering wheel is centered and wheels are straight ahead.

Step 3: Remove air bag from steering wheel and remove steering wheel and contact unit.

Step 4: Inspect the base of the spline for any burrs and remove any burrs with a key file or suitable tool. (A burr in this area may cause the turn signal cancelling ring to bind slightly inside the contact reel.) Figures 1A, 1B and 1C show the area where burrs are possible.

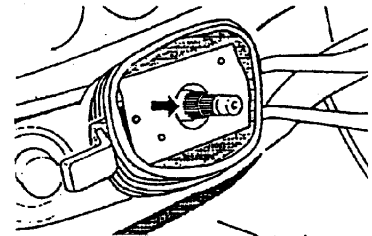


Figure 1A
4 Cylinder

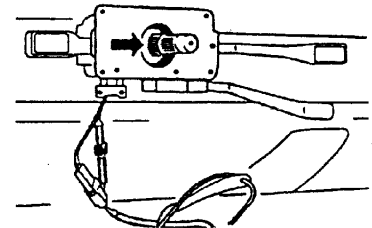


Figure 1B
6 Cylinder

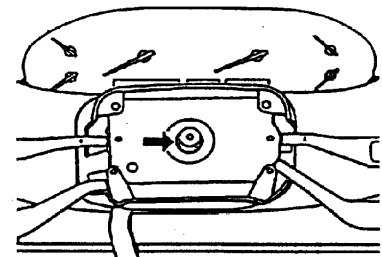


Figure 1C
8 Cylinder

PORSCHE CARS NORTH AMERICA INC.



Technical Bulletin

Model
All

Group
6

Subject: Noise When Turning Steering Wheel

Part Identifier
6866

Number
9205

Repair Information (cont.):

Step 5: Measure the distance from the top of the steering shaft to the base of the switch housing. The dimension should be as shown in Figures 2A, 2B or 2C. If the dimension is not within specification, loosen the switch assembly, adjust to specification and retighten.

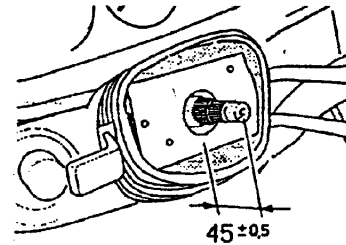


Figure 2A
4 Cylinder

Step 6: Inspect the horn ring on the contact unit for grease or damage and clean with acetone or suitable cleaner.

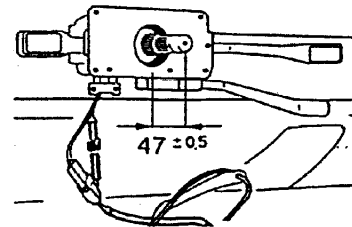


Figure 2B
6 Cylinder

Step 7: Inspect the horn ring wiper contact on the steering wheel for damage or any trace of lubricant. If the wiper contact has had lubricant on it or is damaged, it must be replaced. (Due to the composition of the wiper contact, it is not possible to clean it.)

No lubrication should be used on the contact unit or horn wiper contact.

Step 8: Reinstall contact unit and steering wheel. Be sure to install in the same position as prior to disassembly. Reinstall air bag using new bolts and torque to 10Nm.

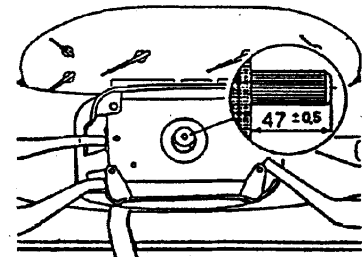


Figure 2C
8 Cylinder

Step 9: Reconnect battery, recode radio and perform a system adaption, if applicable.

PORSCHE CARS NORTH AMERICA INC.



Technical Bulletin

Model
All

Group
6

Subject: Noise When Turning Steering Wheel

Part Identifier
6866

Number
9205

Parts Information:	Quantity	Part Number	Description
	2	999 073 030 02	Air bag bolts
	2	999 073 025 02	Air bag bolts for 944, 1989 and earlier
	1	944 612 355 00	Horn wiper contact

NOTE: Additional information for repairs to the air bag system can be found in the 944, 968, 911 C2/4 and 928 Workshop Manuals in Repair Group 68.

Warranty Information:	Damage Code:	Time Allowance:	Labor Operations:
	6866 10 0002	4 cylinder cars - 80TU	6866 4900
		6 cylinder cars - 90TU	6866 4900
		8 cylinder cars - 90TU	6866 4900

P
O
R
S
C
H
E
C
A
R
S
N
O
R
T
H
A
M
E
R
I
C
A
I
N
C
.

